



Tourism Development
Company Limited
TRINIDAD & TOBAGO

Revised as at: October 14, 2008

Stopover Visitors to Trinidad & Tobago by Purpose of Visit - 2002

2002	Visiting Friends & Relatives	Leisure, Beach or Vacation	Business or Convention	Wedding or Honeymoon	Study	Other	Total
January	6,280	9,396	5,154	461	1,564	7,480	30,335
February	6,453	13,047	4,644	549	269	15,231	40,193
March	8,248	11,383	5,804	641	294	5,415	31,785
April	6,607	9,037	6,217	636	483	4,938	27,918
May	7,163	8,927	6,397	837	369	5,734	29,427
June	8,047	9,176	5,765	991	327	4,356	28,662
July	12,441	14,086	6,316	1,370	353	6,495	41,061
August	10,602	14,394	4,883	1,284	798	5,528	37,489
September	5,227	7,169	5,026	562	677	4,171	22,832
October	7,116	8,983	6,093	639	262	4,350	27,443
November	7,071	10,501	5,958	661	1,693	2,341	28,224
December	15,555	13,815	3,956	969	1,553	2,995	38,843
Total	100,810	129,914	66,213	9,600	8,642	69,034	384,212

Data Source: Central Statistical Office of Trinidad and Tobago

Revised as at: October 14, 2008

Stopover Visitors to Trinidad & Tobago by Purpose of Visit - 2003

2003	Visiting Friends & Relatives	Leisure, Beach or Vacation	Business or Convention	Wedding or Honeymoon	Study	Other	Total
January	5,975	8,743	5,240	511	1,230	4,110	25,809
February	8,635	15,968	5,735	576	180	15,314	46,408
March	7,482	10,316	6,481	455	387	5,379	30,500
April	9,523	13,109	5,551	922	331	5,750	35,186
May	7,147	10,568	6,496	862	285	4,793	30,151
June	8,318	9,746	6,594	856	198	3,574	29,286
July	14,167	15,106	6,717	1,435	318	4,369	42,112
August	11,729	15,423	5,820	1,471	597	3,801	38,841
September	5,945	8,242	6,736	634	714	3,286	25,557
October	7,959	10,784	7,451	718	296	3,815	31,023
November	7,111	11,892	6,791	619	173	3,467	30,053
December	17,093	17,668	4,572	1,336	129	3,345	44,143
Total	111,084	147,565	74,184	10,395	4,838	61,003	409,069

Data Source: Central Statistical Office of Trinidad and Tobago

Tourism Development Company Ltd.
Level 1, Maritime Centre,
#29 Tenth Avenue, Barataria,
Trinidad and Tobago
Tel: (868) 675-7034-7
Email: researchplanning@tdc.co.tt



Tourism Development
Company Limited
TRINIDAD & TOBAGO

Revised as at: October 14, 2008

Stopover Visitors to Trinidad & Tobago by Purpose of Visit - 2004

2004	Visiting Friends & Relatives	Leisure, Beach or Vacation	Business or Convention	Wedding or Honeymoon	Study	Other	Total
January	6,638	10,653	6,190	586	1,205	3,777	29,049
February	7,965	15,701	5,478	640	252	20,442	50,478
March	9,482	13,870	7,512	672	409	3,812	35,757
April	10,262	15,233	7,070	1,210	304	6,177	40,256
May	8,132	9,914	7,505	905	221	2,976	29,653
June	9,430	9,238	6,858	1,271	254	3,483	30,534
July	14,097	15,852	6,527	1,252	334	5,456	43,518
August	12,498	15,470	6,023	1,420	1,592	4,164	41,167
September	6,833	9,433	6,258	766	904	3,441	27,635
October	7,479	9,948	8,052	717	415	4,470	31,081
November	8,526	12,331	8,160	867	324	4,232	34,440
December	19,324	17,839	4,860	1,183	190	5,591	48,987
Total	120,666	155,482	80,493	11,489	6,404	68,021	442,555

Data Source: Central Statistical Office of Trinidad and Tobago

Revised as at: October 14, 2008

Stopover Visitors to Trinidad & Tobago by Purpose of Visit - 2005

2005	Visiting Friends & Relatives	Leisure, Beach or Vacation	Business or Convention	Wedding or Honeymoon	Study	Other	Total
January	9,284	15,726	6,715	561	1,316	10,901	44,503
February	10,346	15,615	5,693	678	323	12,640	45,294
March	13,964	15,051	7,108	793	266	6,317	43,498
April	12,196	10,855	7,473	1,028	459	4,012	36,023
May	12,529	10,042	6,840	1,006	396	4,381	35,194
June	11,463	9,840	6,961	1,244	233	3,798	33,539
July	14,070	16,457	7,366	1,728	320	5,365	45,306
August	11,269	14,592	7,098	1,455	744	4,644	39,802
September	6,838	8,571	7,074	678	942	4,185	28,287
October	8,300	9,781	8,161	736	363	4,176	31,517
November	8,385	10,835	7,920	1,023	336	4,874	33,372
December	17,175	16,882	4,971	1,351	234	6,244	46,855
Total	135,819	154,246	83,379	12,280	5,931	71,536	463,190

Data Source: Central Statistical Office of Trinidad and Tobago

Tourism Development Company Ltd.
Level 1, Maritime Centre,
#29 Tenth Avenue, Barataria,
Trinidad and Tobago
Tel: (868) 675-7034-7
Email: researchplanning@tdc.co.tt



Tourism Development
Company Limited
TRINIDAD & TOBAGO

Revised as at: October 14, 2008

Stopover Visitors to Trinidad & Tobago by Purpose of Visit - 2006

2006	Visiting Friends & Relatives	Leisure, Beach or Vacation	Business or Convention	Wedding or Honeymoon	Study	Other	Total
January	7,422	9,912	7,369	487	1,500	4,793	31,481
February	8,602	18,489	6,112	686	221	20,193	54,302
March	9,019	12,165	8,186	634	369	5,298	35,670
April	11,092	13,807	7,096	1,455	321	5,841	39,610
May	9,366	11,169	8,847	1,563	294	6,542	37,779
June	10,330	10,131	7,330	1,426	232	4,501	33,948
July	13,745	15,440	7,943	1,668	324	6,252	45,372
August	12,624	14,099	6,387	1,703	790	5,855	41,457
September	7,184	7,791	7,509	704	822	5,867	29,877
October	8,015	8,928	7,868	725	351	5,536	31,421
November	7,289	10,378	7,295	1,044	219	4,996	31,220
December	18,363	17,564	4,818	1,341	149	6,680	48,914
Total	123,048	149,871	86,757	13,434	5,588	82,352	461,051

Data Source: Central Statistical Office of Trinidad and Tobago

Note: September 2006 = CSO Estimate

Revised as at: August 1, 2009

Stopover Visitors to Trinidad & Tobago by Purpose of Visit - 2007

2007	Visiting Friends & Relatives	Leisure, Beach or Vacation	Business or Convention	Wedding or Honeymoon	Study	Other	Total
January	7,717	11,439	7,240	599	1,398	5,491	33,881
February	7,917	15,380	5,250	598	222	18,005	47,372
March	9,106	12,515	6,373	538	329	6,003	34,862
April	8,615	14,529	6,349	885	296	5,390	36,063
May	8,572	12,015	8,122	811	354	4,613	34,487
June	9,776	13,309	7,127	832	243	4,012	35,298
July	10,504	19,208	6,414	1,215	266	4,917	42,524
August	9,472	15,996	5,897	980	898	5,550	38,791
September	6,866	9,984	7,011	560	860	3,861	29,140
October	8,197	12,306	7,665	467	265	3,096	31,994
November	8,345	15,411	7,170	608	237	4,420	36,190
December	13,864	25,845	4,643	845	156	3,499	48,850
Total	108,948	177,935	79,258	8,936	5,523	68,854	449,452

Data Source: Central Statistical Office of Trinidad and Tobago

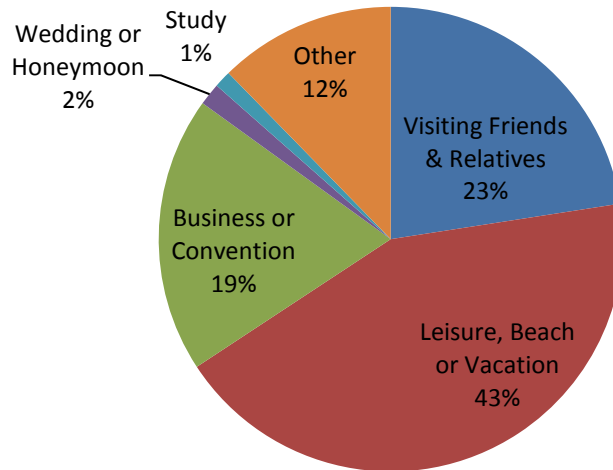
Tourism Development Company Ltd.
Level 1, Maritime Centre,
#29 Tenth Avenue, Barataria,
Trinidad and Tobago
Tel: (868) 675-7034-7
Email: researchplanning@tdc.co.tt



Tourism Development
Company Limited
TRINIDAD & TOBAGO

Revised as at: August 1, 2009

Stay-over Visitors to T&T by Purpose of Visit - 2008



Revised as at: August 13, 2009

Stopover Visitors to Trinidad & Tobago by Purpose of Visit - 2008

2008	Visiting Friends & Relatives	Leisure, Beach or Vacation	Business or Convention	Wedding or Honeymoon	Study	Other	Total
January	9,319	24,022	6,269	402	1,372	5,194	46,577
February	7,611	16,406	6,153	353	271	4,206	34,999
March	9,037	18,779	7,513	424	366	4,663	40,780
April	7,949	16,191	7,741	508	350	4,995	37,733
May	7,264	11,226	7,367	566	389	9,232	36,044
June	6,807	13,379	6,063	595	200	2,958	30,002
July	10,549	23,382	6,816	1,301	274	5,626	47,948
August	8,446	16,279	5,717	923	762	4,287	36,414
September	6,409	9,318	7,232	351	658	2,932	26,900
October	7,695	10,429	8,657	474	252	3,473	30,980
November	7,240	10,296	8,559	439	163	3,015	29,772
December	10,290	19,131	5,912	438	100	3,269	39,130
Total	98,616	188,838	83,998	6,774	5,156	53,848	437,279

Data Source: Central Statistical Office of Trinidad and Tobago

Note: Nov 2008 & Dec 2008 are CSO Estimates

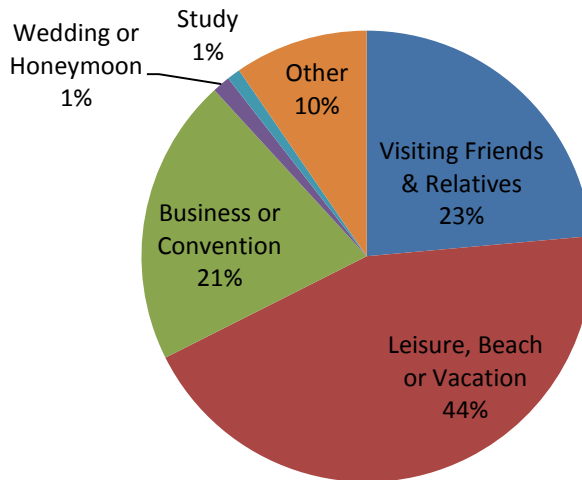
Tourism Development Company Ltd.
Level 1, Maritime Centre,
#29 Tenth Avenue, Barataria,
Trinidad and Tobago
Tel: (868) 675-7034-7
Email: researchplanning@tdc.co.tt



Tourism Development
Company Limited
TRINIDAD & TOBAGO

Revised as at: June 6, 2011

Stay-over Visitors to T&T by Purpose of Visit - 2009



Revised as at: June 6, 2011

Stopover Visitors to Trinidad & Tobago by Purpose of Visit - 2009

2009	Visiting Friends & Relatives	Leisure, Beach or Vacation	Business or Convention	Wedding or Honeymoon	Study	Other	Total
January	6,234	12,203	7,198	208	1,102	3,675	30,620
February	8,351	28,375	5,107	356	171	3,725	46,085
March	6,448	12,877	8,746	283	185	3,466	32,005
April	14,164	8,092	8,529	492	188	3,176	34,641
May	7,905	11,645	8,523	583	268	3,125	32,048
June	7,857	13,520	8,133	525	186	2,905	33,126
July	9,802	21,440	7,192	826	195	3,995	43,450
August	8,274	16,457	5,793	597	583	3,408	35,112
September	6,074	9,749	5,807	267	687	2,858	25,442
October	5,693	12,134	6,970	383	149	4,233	29,562
November	5,359	12,478	8,130	339	157	3,335	29,798
December	12,589	25,316	6,163	540	75	2,292	46,975
Total	98,750	184,286	86,291	5,399	3,946	40,193	418,864

Note: December 2009 = CSO Estimate

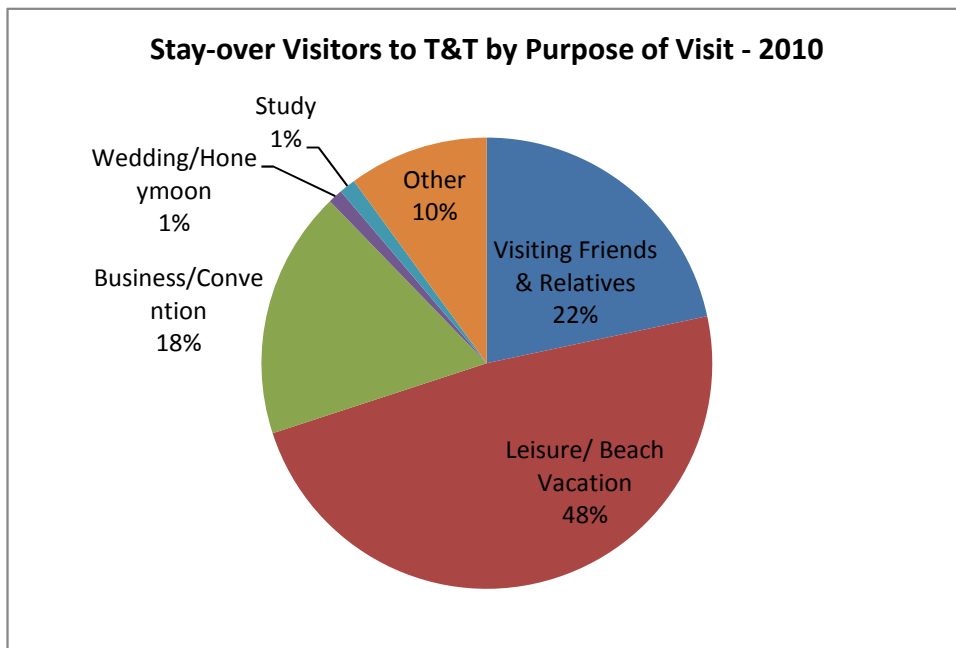
Data Source: Central Statistical Office of Trinidad and Tobago

Tourism Development Company Ltd.
Level 1, Maritime Centre,
#29 Tenth Avenue, Barataria,
Trinidad and Tobago
Tel: (868) 675-7034-7
Email: researchplanning@tdc.co.tt



Tourism Development
Company Limited
TRINIDAD & TOBAGO

Revised as at: June 6, 2011



Revised as at: June 6, 2011

Stopover Visitors to Trinidad & Tobago by Purpose of Visit - 2010

	Visiting Friends & Relatives	Leisure/ Beach Vacation	Business/Convention	Wedding/Honeymoon	Study	Other	Total
January	7,789	14,135	6,873	343	1,086	3,892	34,118
February	5,994	22,762	2,584	142	68	2,308	33,858
March	7348	15382	6448	285	195	4082	33740
April	6272	13302	6021	410	195	3003	29203
May	6820	10840	6159	474	328	2577	27198
June							
July							
August							
September							
October							
November							
December							
Total	34,223	76,421	28,085	1,654	1,872	15,862	158,117

Tourism Development Company Ltd.
Level 1, Maritime Centre,
#29 Tenth Avenue, Barataria,
Trinidad and Tobago
Tel: (868) 675-7034-7
Email: researchplanning@tdc.co.tt