



Tourism Development
Company Limited
TRINIDAD & TOBAGO

Note:

(ALL) Tobago = Visitors to Tobago ONLY + Persons who visited BOTH Tobago and Trinidad

Tobago (ONLY) = Visitors to Tobago ONLY

Trinidad (ONLY) = Visitors to Trinidad ONLY

(r) = Revised as at December, 2008

IMPORTANT

Stopover Visitors to (ALL) Tobago by Month for the period (2002-2007)

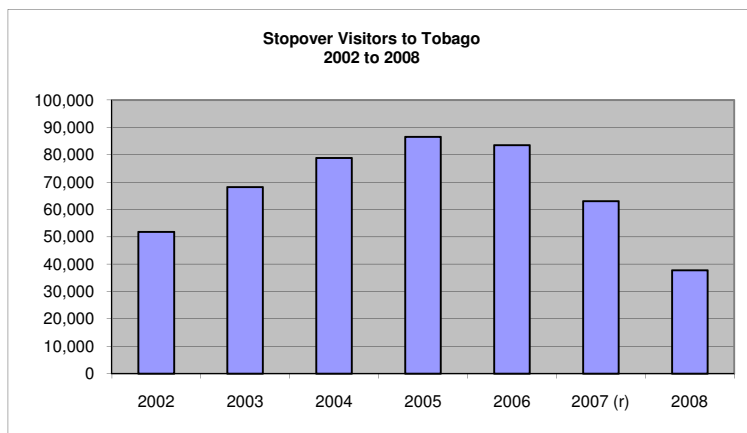
Stopover Visitors to Tobago ONLY by Month for the period (2008-YTD)

Effective 2008 the CARICOM Immigration (E/D) card was introduced, which only permits the visitor to enter one address/intended place of stay. Therefore this new E/D card does not allow data to be collected for persons visiting BOTH islands, hence the significant difference in total from 2008

Revised as at: June 6, 2011

Months	2002	2003	2004	2005	2006	2007 (r)	2008	2009	2010
January	3,341	5,363	6,281	9,597	6,337	7,625	3,201	2,968	2,804
February	5,625	7,190	7,948	9,281	11,289	8,931	1,968	3,831	1,926
March	6,019	5,629	8,059	10,124	8,171	5,740	6,104	3,267	2,669
April	3,807	5,833	6,720	6,664	7,881	5,446	5,317	2,865	2,334
May	3,436	5,935	5,522	5,475	6,244	4,265	4,388	3,122	1,434
June	3,357	3,764	4,412	5,415	4,818	3,197	2,602	2,166	
July	5,210	5,812	6,834	7,776	7,441	4,681	2,565	2,565	
August	4,939	5,737	5,967	6,453	6,172	3,744	2,746	1,893	
September	3,588	4,199	5,118	4,851	5,036	3,724	1,908	1,738	
October	4,517	5,338	5,516	5,229	5,171	4,176	1,583	1,934	
November	5,108	5,795	7,130	6,395	6,079	5,112	2,347	2,051	
December	2,881	7,560	9,222	9,207	8,821	6,359	3,052	N/A	
TOTAL	51,828	68,155	78,729	86,467	83,460	63,000	37,781	28,400	11,167

Data Source: Central Statistical Office of Trinidad and Tobago



Tourism Development Company Ltd.
Level 1, Maritime Centre,
#29 Tenth Avenue, Barataria,
Trinidad and Tobago
Tel: (868) 675-7034-7
Email: researchplanning@tdc.co.tt



Tourism Development
Company Limited
TRINIDAD & TOBAGO

Note:

(ALL) Tobago = Visitors to Tobago ONLY + Persons who visited BOTH Tobago and Trinidad

Trinidad (ONLY) = Visitors to Trinidad ONLY

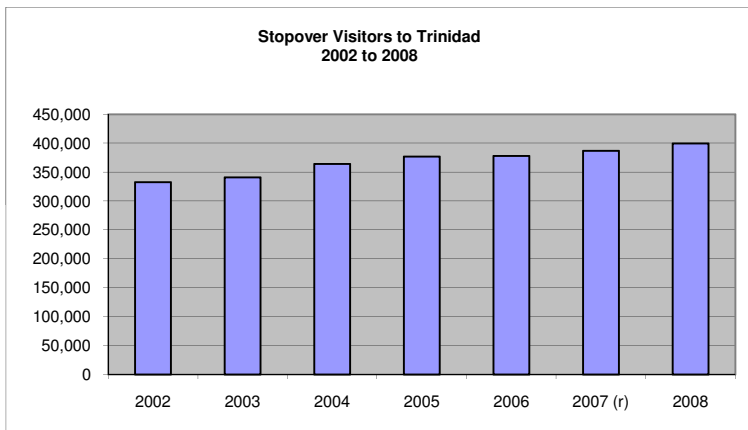
(r) = Revised as at December, 2008

Stopover Visitors to Trinidad (Only) by Month (2002-May 2010)

Revised as at: June 6, 2011

Months	2002	2003	2004	2005	2006 (r)	2007 (r)	2008	2009	2010
January	26,994	20,446	22,768	34,906	25,144	26,256	43,376	27,652	31,314
February	34,568	39,218	42,530	36,013	43,013	38,441	33,031	42,254	31,932
March	25,766	24,871	27,698	33,374	27,499	29,122	34,676	28,738	31,071
April	24,111	29,353	33,536	29,359	31,729	30,617	32,416	31,776	26,869
May	25,991	24,216	24,131	29,719	31,535	30,222	31,656	28,926	25,764
June	25,305	25,522	26,122	28,124	29,130	32,101	27,400	30,960	
July	35,851	36,300	36,684	37,530	37,931	37,843	45,383	40,885	
August	32,550	33,104	35,200	33,349	35,285	35,047	33,668	33,219	
September	19,244	21,358	22,517	23,436	24,841	25,416	24,992	23,704	
October	22,926	25,685	25,565	26,288	26,250	27,818	29,397	27,628	
November	23,116	24,258	27,310	26,977	25,141	31,078	27,425	27,747	
December	35,962	36,583	39,765	37,648	40,093	42,491	36,078	N/A	
TOTAL	332,384	340,914	363,826	376,723	377,591	386,452	399,498	343,489	146,950

Data Source: Central Statistical Office of Trinidad and Tobago



Tourism Development Company Ltd.
Level 1, Maritime Centre,
#29 Tenth Avenue, Barataria,
Trinidad and Tobago
Tel: (868) 675-7034-7
Email: researchplanning@tdc.co.tt

Note:

(ALL) Tobago = Visitors to Tobago ONLY + Persons who visited BOTH Tobago and Trinidad

Trinidad (ONLY) = Visitors to Trinidad ONLY

(r) = Revised as at December, 2008

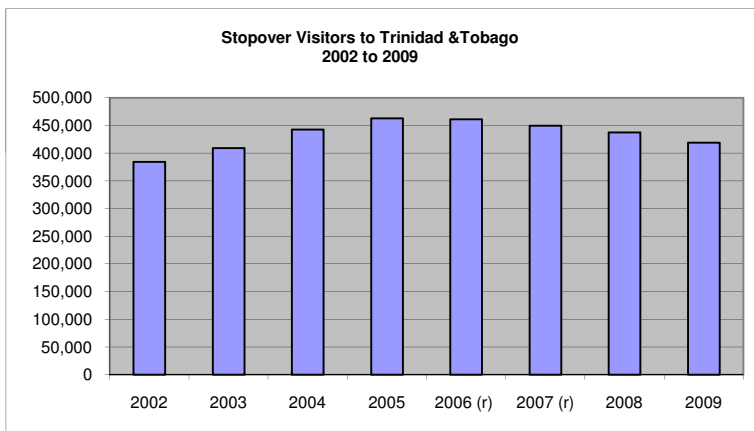
Stopover Visitors to Trinidad and Tobago by Month (2002-May 2010)

Revised as at: June 6, 2011

Months	2002	2003	2004	2005	2006 (r)	2007 (r)	2008	2009	2010
January	30,335	25,809	29,049	44,503	31,481	33,881	46,577	30,620	34,118
February	40,193	46,408	50,478	45,294	54,302	47,372	34,999	46,085	33,858
March	31,785	30,500	35,757	43,498	35,670	34,862	40,780	32,005	33,740
April	27,918	35,186	40,256	36,023	39,610	36,063	37,733	34,641	29,203
May	29,427	30,151	29,653	35,194	37,779	34,487	36,044	32,048	27,198
June	28,662	29,286	30,534	33,539	33,948	35,298	30,002	33,126	
July	41,061	42,112	43,518	45,306	45,372	42,524	47,948	43,450	
August	37,489	38,841	41,167	39,802	41,457	38,791	36,414	35,112	
September	22,832	25,557	27,635	28,287	<i>29,877</i>	29,140	26,900	25,442	
October	27,443	31,023	31,081	31,517	31,421	31,994	30,980	29,562	
November	28,224	30,053	34,440	33,372	31,220	36,190	<i>29,772</i>	29,798	
December	38,843	44,143	48,987	46,855	48,914	48,850	<i>39,130</i>	<i>46,975</i>	
TOTAL	384,212	409,069	442,555	463,190	461,051	449,452	437,279	418,864	158,117

Data Source: Central Statistical Office of Trinidad and Tobago

* September 2006, November 2008, December 2008 and December 2009 are CSO estimates



Tourism Development Company Ltd.
Level 1, Maritime Centre,
#29 Tenth Avenue, Barataria,
Trinidad and Tobago
Tel: (868) 675-7034-7
Email: researchplanning@tdc.co.tt